

SUPER
SPREE
EMBROIDERY SAVINGS CLUB

EMBROIDERY SAVINGS CLUB
SPREE

OESD™

SUPER SPREE

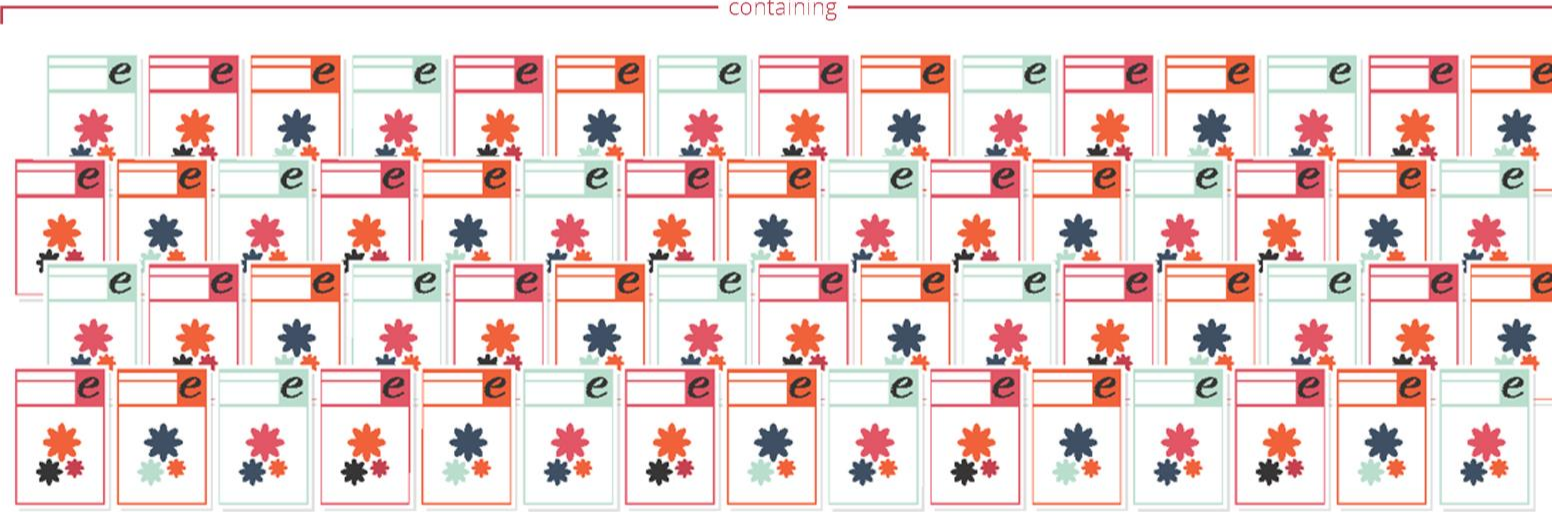
EMBROIDERY SAVINGS CLUB

So what's included in my annual membership?




12 USB Sticks

containing



60 Collections!

PLUS



4 Seasonal Bundles

+



4 Collector's Editions

+



4 Project Collections

OCTOBER



SUPER
SPREE
EMBROIDERY SAVINGS CLUB

EMBROIDERY SAVINGS CLUB

COLLECTIONS

Halloween Recipe Towels

▶ 12780

▶ 3 Designs



Witch's Potion

2 l ginger ale - chilled
1 c pineapple juice
green food coloring
1 qt lime sherbet

Pour ginger ale & juice into a pitcher or punch bowl. Add food coloring as needed.

Spoon in sherbet just before serving and slowly mix the potion into a scary foamy treat!



Dirt & Worms



2c cold milk
4 oz chocolate pudding mix
8 oz whipped topping
- thawed
16 oz crushed chocolate sandwich cookies
gummy worms

10 - 8 oz clear plastic cups

Whisk milk & pudding mix until well blended. Let stand 5 min. Stir in whipped topping. Place 1 tbsp cookies in each cup. Add 2 tbsp pudding on top. Repeat with layer of cookies, pudding and cookies. Refrigerate for 1 hour. Add a few gummy worms to each cup and serve.



Caramel Apples

6 medium apples
6 wooden skewers
1 c sugar
1/2 c light corn syrup
14oz sweetened cond. milk
1/8 tsp salt
1 tsp vanilla
candy sprinkles


Skewer each apple and coat a plate with cooking spray. In a 2 qt saucepan, mix sugar, corn syrup, milk and salt. Cook on low heat and stir to 230°F on candy thermometer. Remove from heat and stir in vanilla. Cool slightly. Quickly dip apples in caramel and swirl until covered. Dip bottoms in candy sprinkles and place apples on plate until caramel is set.



Freestanding Witch's Hat

- ▶ 12781
- ▶ 3 Files / 1 Design








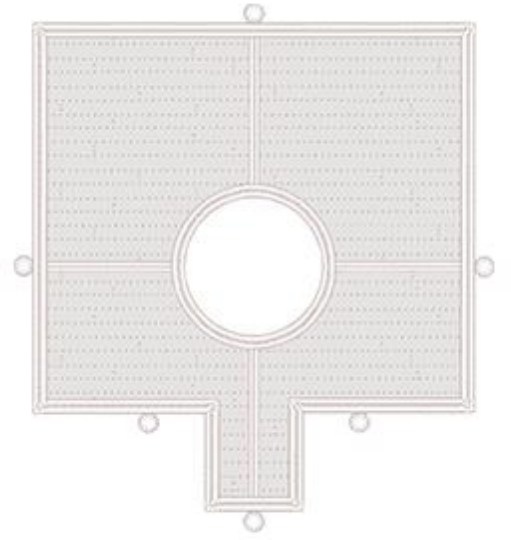
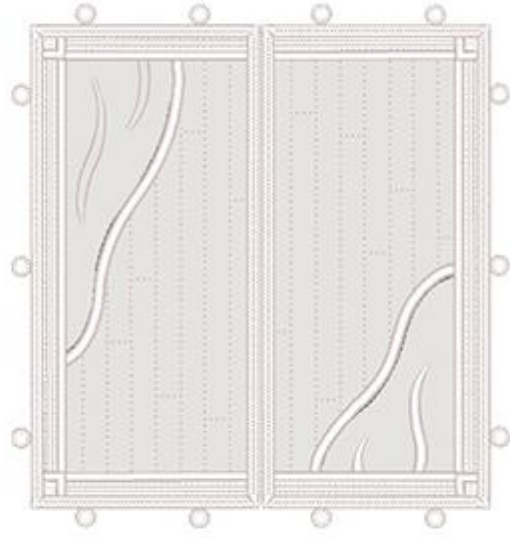

Two overlapping squares, one red and one teal, are located in the top-left corner of the slide.

Freestanding Christmas Village: Theatre

- ▶ 12763
- ▶ 12 Files / 1 Design










Happy Halloween

- ▶ 12795
- ▶ 20 Designs





STAY
Spooky

Happy
HALLOWEEN

Trick
OR
treat

*hocus
pocus*

eat
DRINK
and be
SCARY





**Starry Night Santa by Dona
Gelsinger**

- ▶ 80194
- ▶ 32 Files / 1 Design









**Words to Live By from Cherry
Guidry**

- ▶ 80285
- ▶ 25 Designs



JOY
IS THE



 happiness 


*Live the
Life you
Love*

DO
WHAT
YOU
LOVE 


LOVE
MAKES LIFE
a beautiful ride



I
believe
in
Love



 **Family**
*Where life
begins and
love never
ends*

I
Love
YOU 

find your joy and share it with others



Live Laugh Love



Today
I Choose
Joy

Love
is the
greatest
adventure

LO
VE

all
YOU
NEED
is
LOVE

*it's the perfect
day to be
joyful*

Cocktail Recipe Towels

- ▶ 12782
- ▶ 9 Designs



Classic Martini



3 1/2 oz vodka or gin
1/2 oz dry vermouth
olive or lemon twist

Combine ice, vodka and vermouth
in a cocktail shaker. Shake well
and pour into a martini glass.
Garnish with olives or a
lemon twist.

Long Island Ice Tea



3/4 oz vodka 3/4 oz triple sec
3/4 oz tequila 1/2 oz simple syrup
3/4 oz gin 1/2 oz lemon juice
3/4 oz light rum 1 oz cola
1 lemon or lime slice

In a tall glass over ice, mix vodka,
tequila, gin, rum, triple sec, simple
syrup, and lemon juice. Stir in cola
and garnish with a lemon
or lime slice.

Mai Tai



1 oz light rum 1 dash orgeat
1 oz orange curacao 1 dash simple syrup
1/4 c orange juice 1/2 oz dark rum
1/2 oz fresh lime juice mint
pineapple slice

Add light rum, orange curacao, orange
juice, lime juice, orgeat, and simple syrup
to an 8 oz glass, filled with ice. Drizzle
dark rum over top and garnish with
mint, pineapple slice, and a
paper parasol.

MOSCOW MULE



lime wedge 6 oz ginger beer
2 oz vodka sprig of mint

1 copper mug

Squeeze lime wedge into the mug and drop in the remaining fruit and peel. Add 2 or 3 ice cubes, then pour in the vodka. Fill with cold ginger beer and garnish with a fresh mint sprig.

Bloody Mary



1 tsp sea salt 1 dash hot pepper sauce
1 c ice cubes salt & pepper to taste
1 1/2 oz vodka 1 celery stalk

2 dashes Worcestershire sauce
3/4c spicy tomato-vegetable juice

Salt the rim of a tall glass, and fill with ice. In a cocktail shaker full of ice, combine vodka, juice, Worcestershire sauce, hot pepper sauce, salt and pepper. Shake well and strain into glass. Garnish with a stalk of celery.

Margarita



1 lime 1 1/2 oz triple sec
kosher salt 1/4 c pineapple juice
1 1/2 oz white tequila
1 tbsp frozen limeade concentrate

Cut lime in half and cut 1 half into wedges. Run lime wedge around the rim of a glass. Dip rim into kosher salt. In a shaker full of ice, add tequila, triple sec, pineapple juice, concentrate and juice from the remaining lime half. Shake vigorously until very cold. Carefully fill glass with ice. Pour and enjoy!

White Russian



- 1 1/2 oz vodka
- 1 1/2 oz coffee-flavored liqueur
- 3 oz heavy whipping cream

Fill an old fashioned glass with ice. Add vodka and coffee-flavored liqueur. Top with whipping cream.

Pina Colada



- 2 oz cream of coconut
- 2 cups ice
- 2 oz pineapple juice
- 1/2 oz dark rum
- 1 1/2 oz light rum
- 1 pineapple slice

Pour cream of coconut, pineapple juice, light rum, and ice in a blender. Blend until smooth and combined. Pour into glass and top with dark rum. Garnish with a fresh slice of pineapple.

Mojito



- 10 fresh mint leaves
- 1 c ice cubes
- 1/2 lime, cut in wedges
- 1 1/2 oz white rum
- 2 tbsp white sugar
- 1/2 c club soda


Place mint and 1 lime wedge into glass. Crush with a muddler or wooden spoon. Add 2 more lime wedges and sugar. Muddle again, and do not strain. Fill glass close to the top with ice. Pour rum over ice and fill with club soda. Stir and add more sugar if needed. Garnish with remaining wedges.


Freestanding Christmas Tree with Ornaments

- ▶ 12757
- ▶ 10 Files / 1 Design










Freestanding Mrs. Claus

- ▶ 12762
- ▶ 13 Files / 1 Design









Winter Wonderland Ornaments

- ▶ 12766
- ▶ 28 Files / 20 Designs















