



by



SUPER SPREE

EMBROIDERY SAVINGS CLUB

So what's included in my annual membership?




12 USB Sticks

containing



60 Collections!

PLUS



4 Seasonal Bundles

+



4 Collector's Editions

+



4 Project Collections

JANUARY



EMBROIDERY SAVINGS CLUB

COLLECTIONS



Freestanding Christmas Eggs

- ▶ 12734
- ▶ \$19.99
- ▶ 7 Files / 7 Designs






A small red square is partially visible behind a larger teal square in the top left corner.

Mola & Aquarius Quilting by Urban Elementz

- ▶ 80177
- ▶ \$24.99
- ▶ 28 Designs











A small red square is partially overlapping a larger teal square in the top-left corner of the page.

Mini Tea Lights

- ▶ 12735
- ▶ \$24.99
- ▶ XX Files / XX Designs



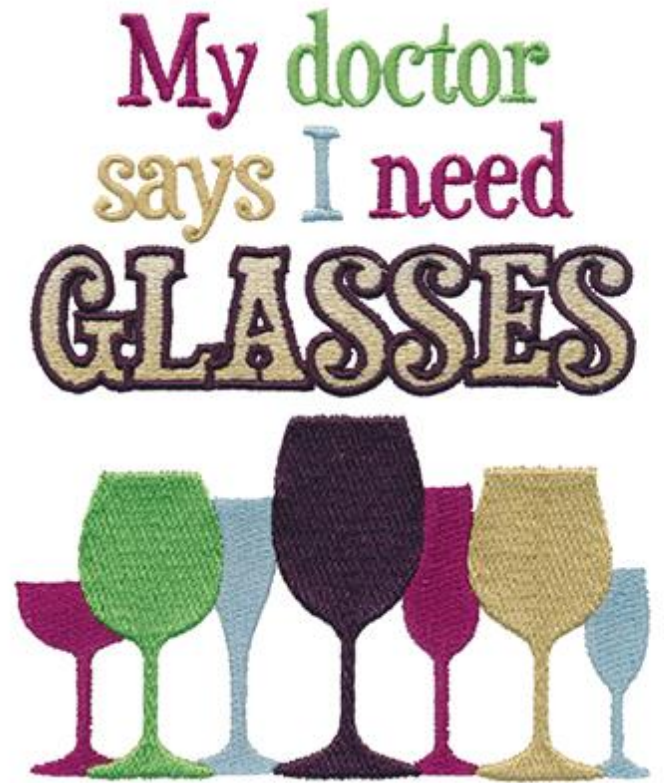




Reasons to Wine Sayings

- ▶ 12738
- ▶ \$7.99
- ▶ 3 Designs











Celeste

- ▶ 82017
- ▶ \$74.99
- ▶ 35 Designs













Holiday Recipe Towels

- ▶ 12741
- ▶ \$7.99
- ▶ 3 Designs



Eggnog

- 4 egg yolks
- 1/3 c sugar + 1 tbsp
- 1 pt whole milk
- 1 c heavy cream
- 3 oz bourbon
- 1 tsp grated nutmeg
- 4 egg whites



Beat egg yolks until they lighten in color. Gradually add 1/3 cup sugar and beat until dissolved. Add milk, cream, bourbon and nutmeg. Stir to combine.

Beat egg whites until soft peaks form. With mixer still running, gradually add 1 tbsp sugar and beat until stiff peaks form. Whisk egg whites into mixture. Chill and serve.



Sugar Cookies

- 1 1/2 c powdered sugar
- 1 c butter or margarine, softened
- 1 tsp vanilla
- 1/2 tsp almond extract
- 1 egg
- 2 1/2 c all-purpose flour
- 1 tsp baking soda
- 1 tsp cream of tartar



In a bowl combine powdered sugar, butter, vanilla, almond extract and egg. Stir in all-purpose flour, baking soda and cream of tartar. Cover and refrigerate for 2 hours. Heat oven to 375 degrees. Roll dough to 1/4" thick on a lightly floured surface. Cut out shapes using cookie cutters and place on lightly greased cookie sheet. Bake for 7-8 minutes or until edges are a light brown. Cool and serve.



Chocolate Fudge

- 3 c semi-sweet chocolate chips
- 14 oz sweetened condensed milk
- 3/4 c chopped nuts
- 1 1/2 tsp vanilla extract
- Dash of salt




In a heavy saucepan, on low heat, melt chocolate chips with sweetened condensed milk and salt. Remove from heat; stir in nuts and vanilla. Spread evenly into wax paper-lined 9" square pan. Chill 2 hours or until firm. Lift fudge out of pan and place onto cutting board. Remove paper and cut into squares. Store covered in refrigerator.



Cuddly Keychains

- ▶ 12733
- ▶ \$7.99
- ▶ 3 Designs







Freestanding Lace Holiday Words

- ▶ 12739
- ▶ \$7.99
- ▶ 3 Designs






**Regal Roosters
by Laurie Snow Hein**

- ▶ 80176
- ▶ \$7.99
- ▶ 3 Designs





A small red square is partially overlapping a larger teal square in the top left corner.

Scrollwork Cats

- ▶ 12729
- ▶ \$7.99
- ▶ 3 Designs







**Valentine
by Lori Whitlock**

- ▶ 80180
- ▶ \$54.99
- ▶ 21 Designs







♥ this story

YOU'RE PURRFECT!
(I'M NOT KITTEN YOU)



sweets

Kisses



Hugs





Happy
Valentine's
Day



YOU MAKE MY
HEART FLUTTER!



All this value in just ONE month!

Freestanding Holiday Eggs	12734	\$ 24.99
Mola & Aquarius Quilting by Urban Elementz	80177	\$ 24.99
Mini Tea Lights	12735	\$ 24.99
Reasons to Wine Sayings	12738	\$ 7.99
Celeste	82017	\$ 74.99
Holiday Recipe Towels	12741	\$ 7.99
Cuddly Keychains	12733	\$ 7.99
Freestanding Lace Holiday Words	12739	\$ 7.99
Roosters by Laurie Snow Hein	80176	\$ 7.99
Scrollwork Cats	12729	\$ 7.99
Valentine by Lori Whitlock	80180	\$ 54.99
Total Value:		\$252.89