

SUPER
SPREE
EMBROIDERY SAVINGS CLUB

EMBROIDERY SAVINGS CLUB
SPREE

OESD™

SUPER SPREE

EMBROIDERY SAVINGS CLUB

So what's included in my annual membership?




12 USB Sticks

containing



60 Collections!

PLUS



4 Seasonal Bundles

+



4 Collector's Editions

+



4 Project Collections


JANUARY



SUPER
SPREE
EMBROIDERY SAVINGS CLUB

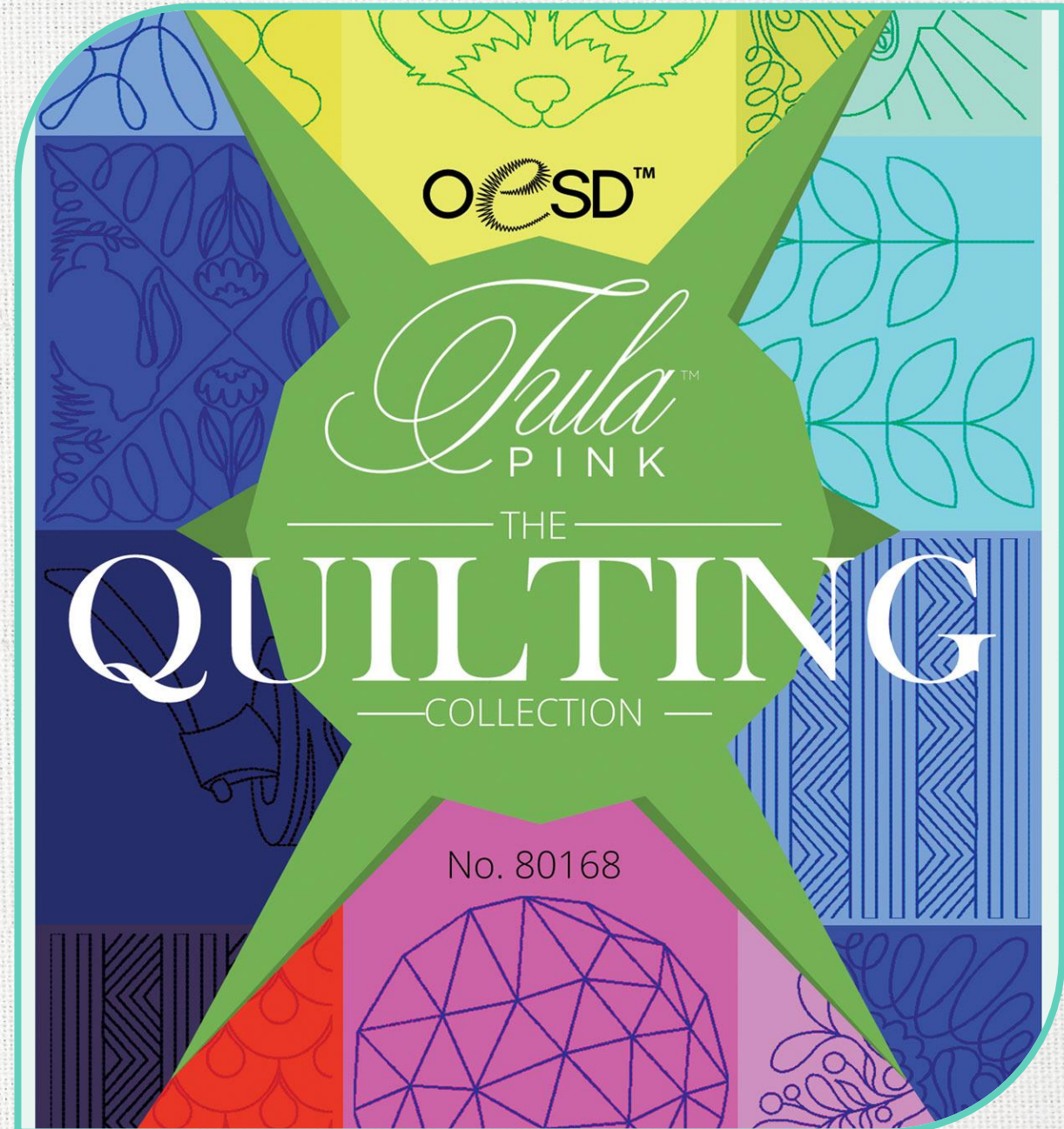
EMBROIDERY SAVINGS CLUB


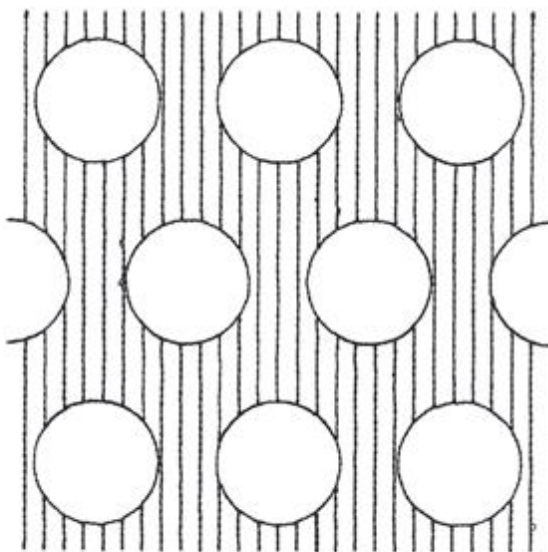
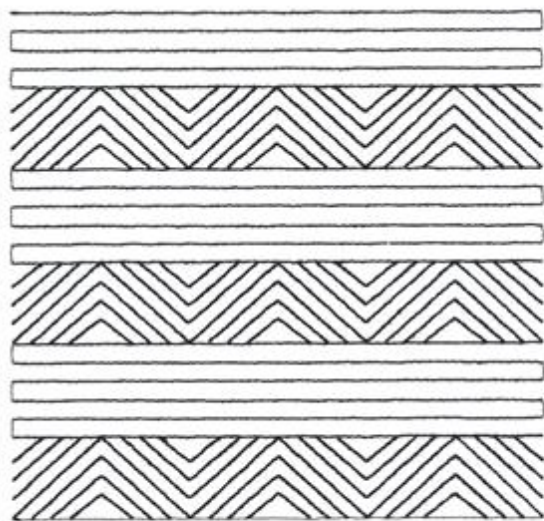
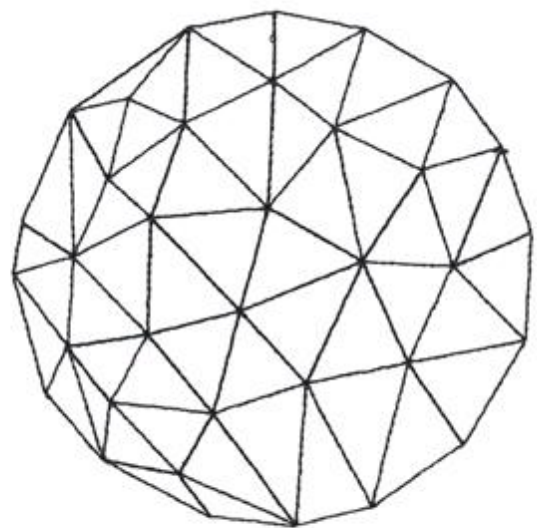

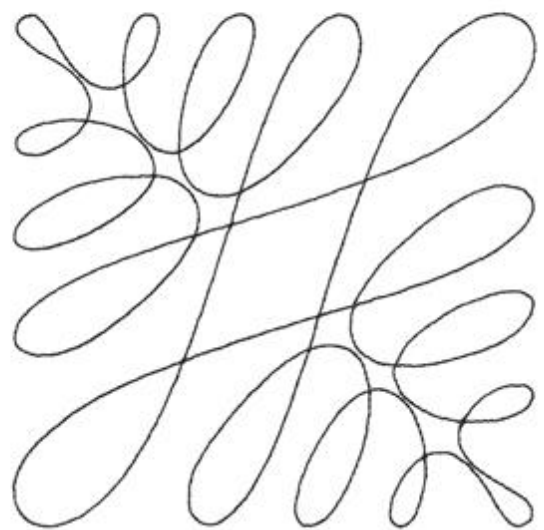
COLLECTIONS

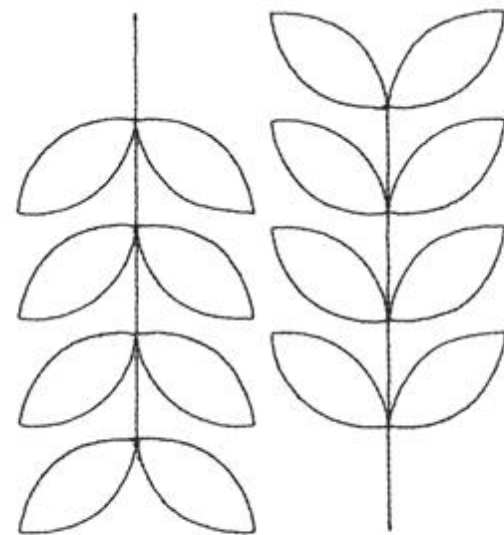

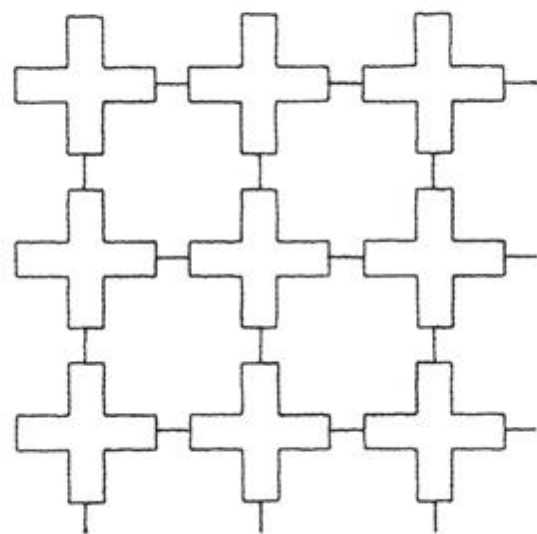

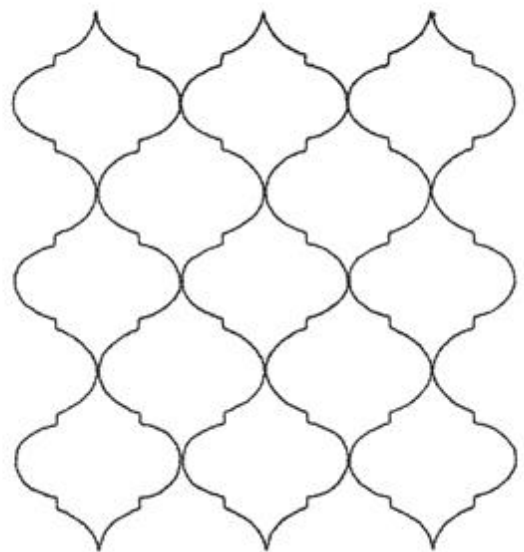


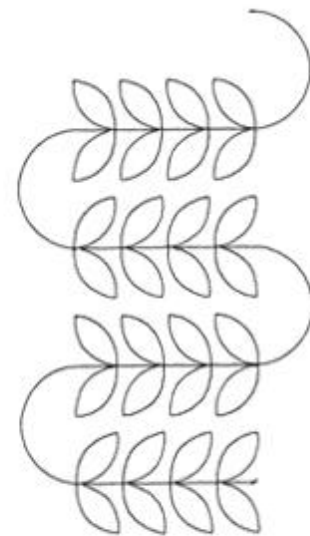
Tula Pink- The Quilting Collection

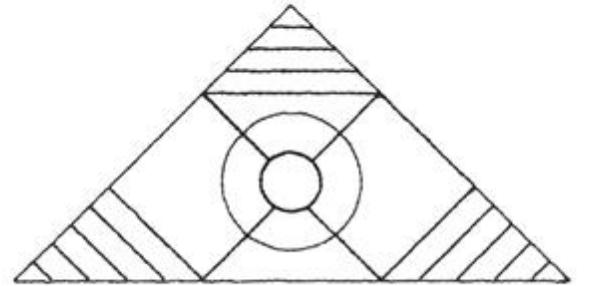
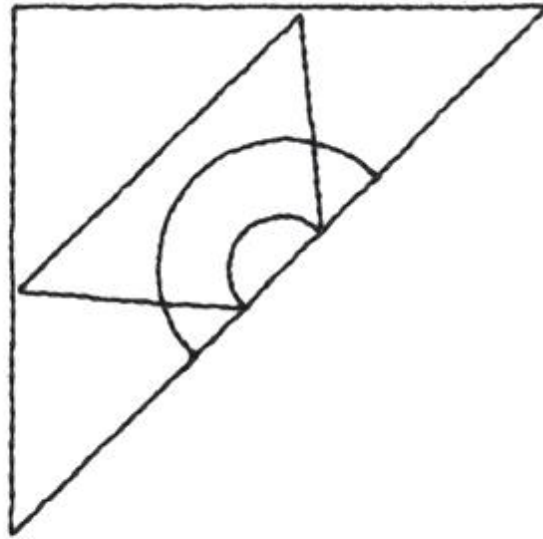
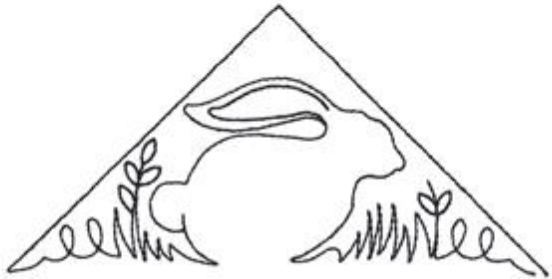
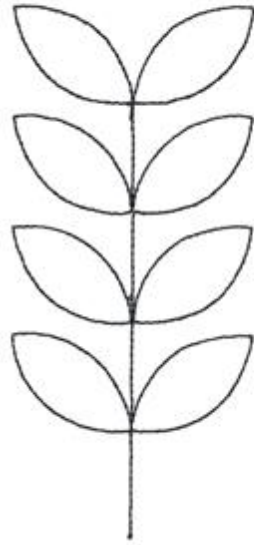
- ▶ 80168
- ▶ 44 Designs

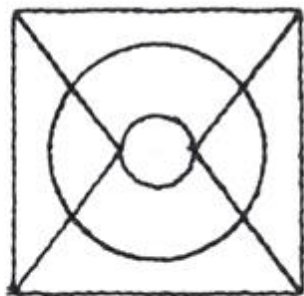















Cookies Recipe Towels

▶ 12790

▶ 3 Designs

ersnap
okies



1/4 c all-pu
1 tsp ground
1 tsp ground
2 tsp ground
1/4 tsp
ted sugar
°. Beat bro
s and egg u
ning ingred
ape dough in
in sugar. Ov
ets, place eac
nches apart.
es or until s

Peanut Butter Cookies

1/2 c butter
1/2 c white sugar
1/2 c brown sugar
1/2 c peanut butter
1 egg

1 1/4 c all-purpose flour
3/4 tsp baking soda
1/2 tsp baking powder
1/4 tsp salt



Beat butter 2 minutes. Add sugars and beat 2 minutes. Mix in peanut butter and egg. Whisk dry ingredients and stir into mixture. Wrap dough in plastic and refrigerate 3 hours. Preheat oven to 375°. Shape dough into 1 1/4 inch balls and place 3 inches apart on ungreased cookie sheet. Flatten with fork dipped in sugar to create a crisscross pattern. Bake 9 to 10 minutes or until light brown.

White Choc
caramel
Cook

1 c
3/4 c
1/2
1/2
1/2
2 1/2

1 c chopped
1 c choppe
n to 350°. Mi
h Beat in eg
Combine flo
slowly stir
nuts and ch
nfuls onto u
s. Bake 10
until golden

Peanut Butter Cookies

- 1/2 c butter
- 1/2 c white sugar
- 1/2 c brown sugar
- 1/2 c peanut butter
- 1 egg
- 1 1/4 c all-purpose flour
- 3/4 tsp baking soda
- 1/2 tsp baking powder
- 1/4 tsp salt



Beat butter 2 minutes. Add sugars and beat 2 minutes. Mix in peanut butter and egg. Whisk dry ingredients and stir into mixture. Wrap dough in plastic and refrigerate 3 hours. Preheat oven to 375°. Shape dough into 1 1/4 inch balls and place 3 inches apart on ungreased cookie sheet. Flatten with fork dipped in sugar to create a crisscross pattern. Bake 9 to 10 minutes or until light brown.

White Chocolate Macadamia Nut Cookies



- 1 c softened butter
- 3/4 c light brown sugar
- 1/2 c white sugar
- 2 eggs
- 1/2 tsp vanilla extract
- 1/2 tsp almond extract
- 2 1/2 c all-purpose flour
- 1 tsp baking soda
- 1/2 tsp salt

- 1 c chopped macadamia nuts
- 1 c chopped white chocolate

Preheat oven to 350°. Mix butter and sugars until smooth. Beat in eggs, one at a time. Stir in extracts. Combine flour, baking soda, and salt; then slowly stir into the mixture. Mix in nuts and chocolate. Drop by teaspoonfuls onto ungreased cookie sheets. Bake 10 minutes or until golden brown.

Gingersnap Cookies



- 1 c brown sugar
- 2 1/4 c all-purpose flour
- 3/4 c shortening
- 1 tsp ground cinnamon
- 1/4 c molasses
- 1 tsp ground ginger
- 1 egg
- 1/2 tsp ground cloves
- 2 tsp baking soda
- 1/4 tsp salt
- granulated sugar

Preheat oven to 375°. Beat brown sugar, shortening, molasses and egg until well blended. Stir in remaining ingredients except granulated sugar. Shape dough into teaspoon sized balls. Dip tops in sugar. On lightly greased cookie sheets, place each ball sugar side up, 3 inches apart. Bake 10 to 12 minutes or until set.

Llamas

- ▶ 12791
- ▶ 18 Files / 6 Designs





NO PROB-LLAMA



¿CÓMO TE LLAMAS?



NO DRAMA LLAMA





My Happy Place by Cherry Guidry

- ▶ 80289
- ▶ 24 Files / 8 Designs



get
your
DAILY
DOSE
of
iron



Make Do
& Mend



Do what
you love



my soul
is fed
with
needle
&
thread



just take it
ONE
STITCH
at a
TIME



thread
Queen



Measure
twice
cut
once



sew
much
fabric
sew
little
time


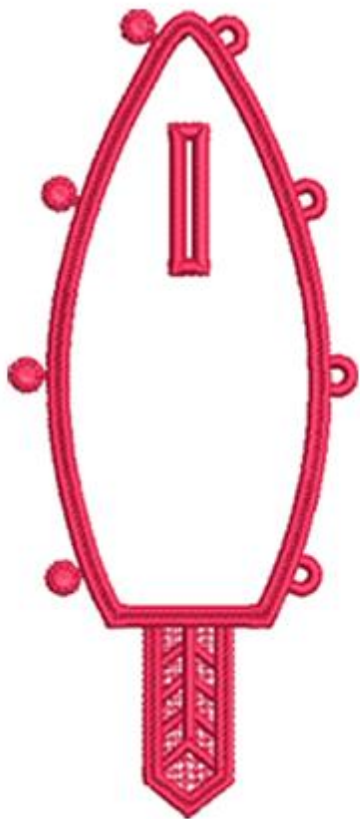
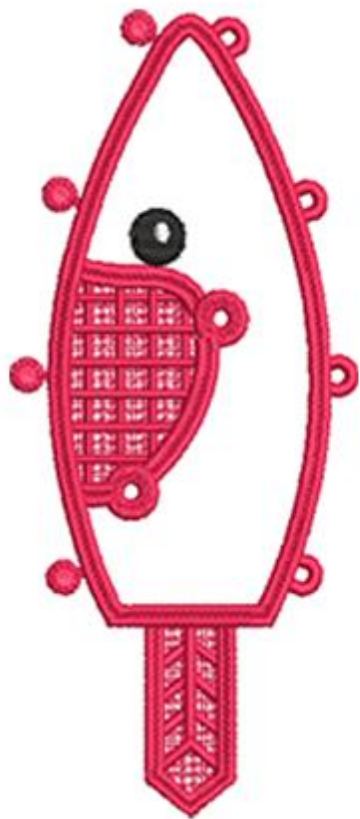


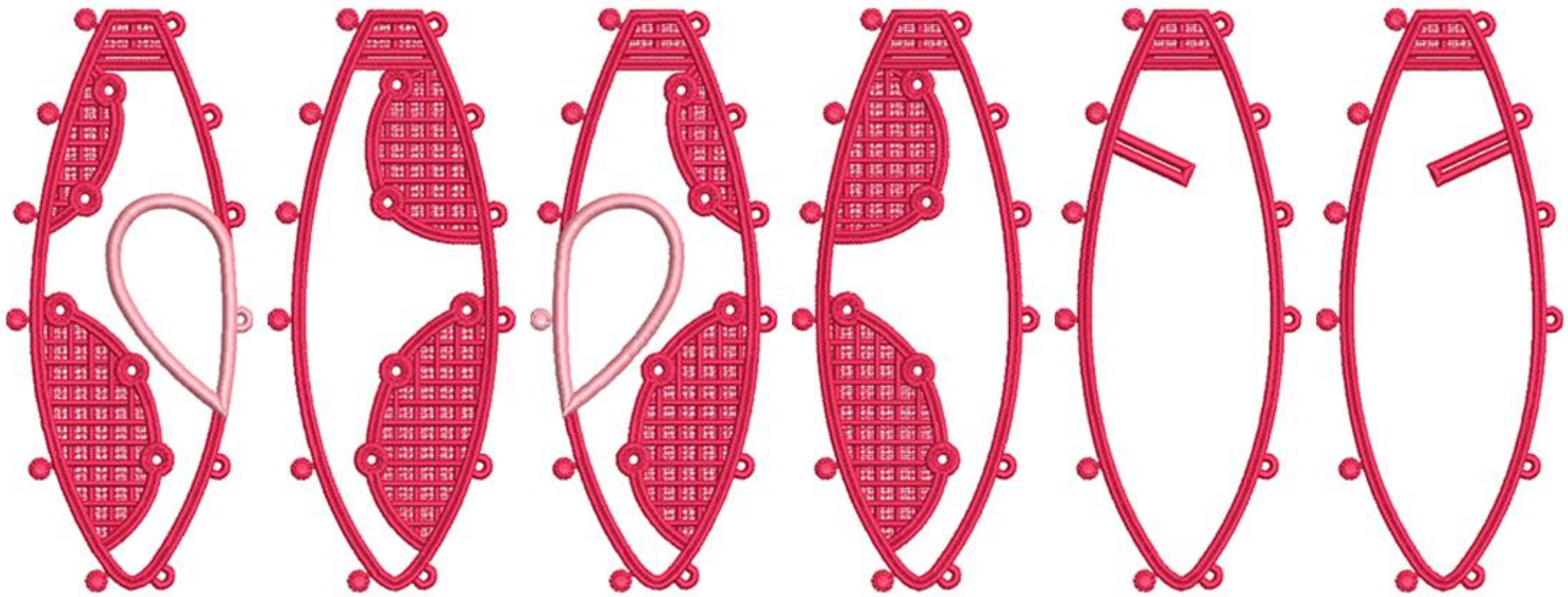
Two overlapping squares, one red and one teal, are positioned in the top left corner of the page.

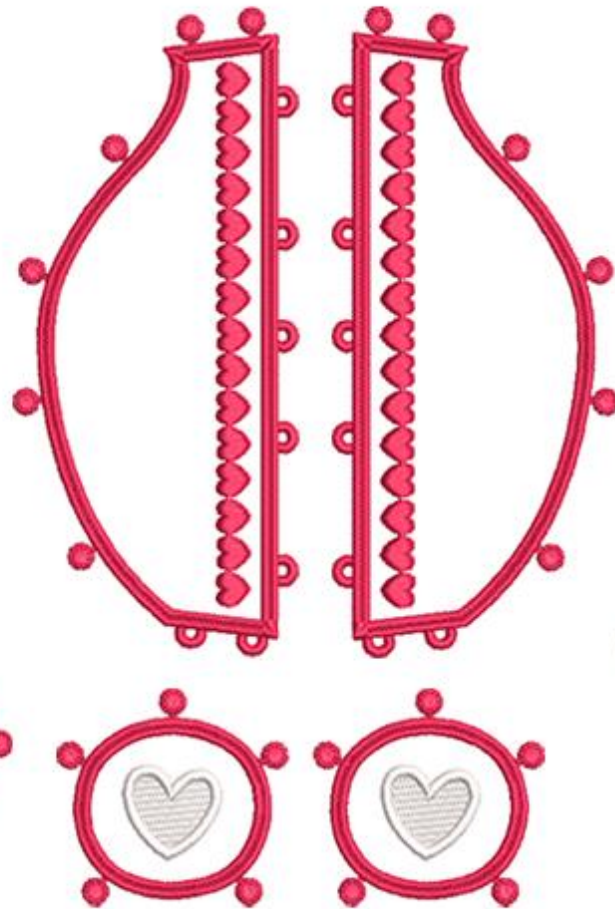
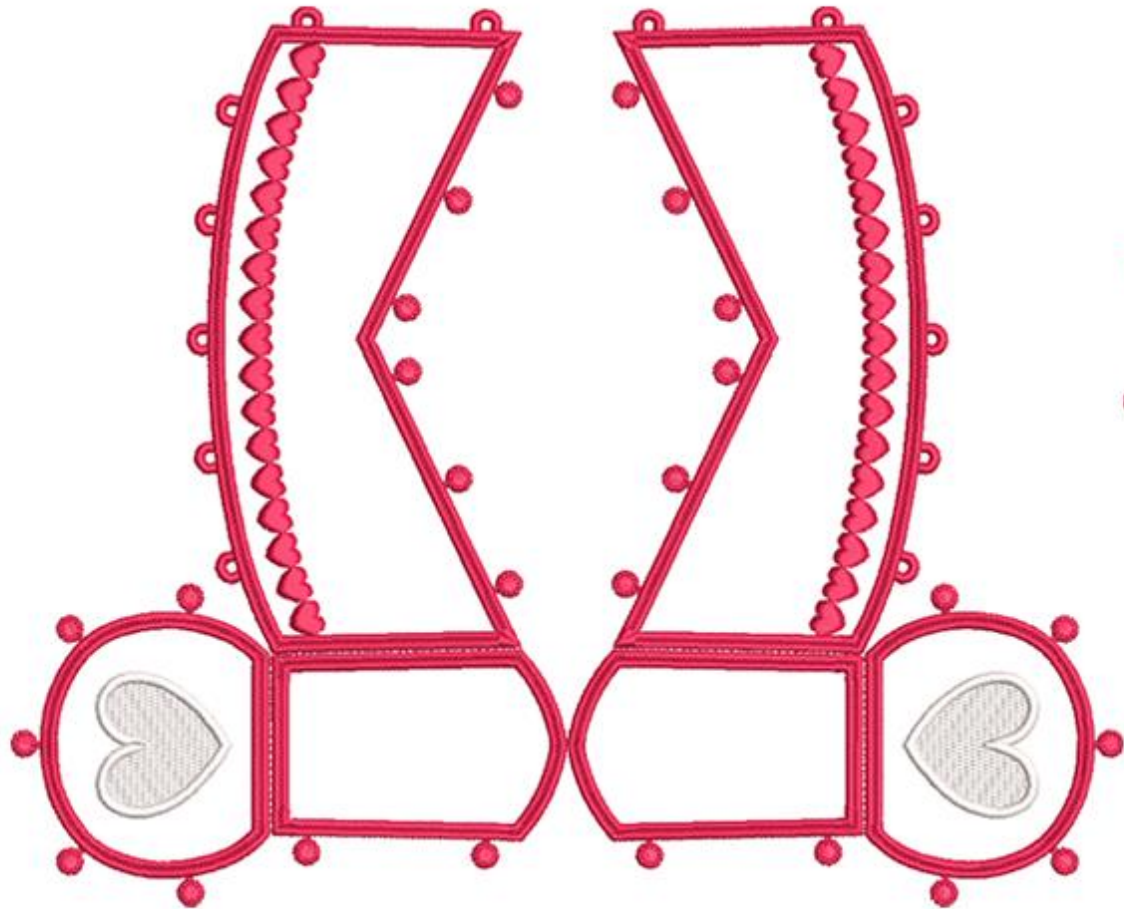
Freestanding Valentine Teddy Bear

- ▶ 12798
- ▶ 18 Files / 1 Designs











Music Notes

- ▶ 12800
- ▶ 24 Files / 8 Designs





WHERE WORDS
FAIL
Music
Speaks



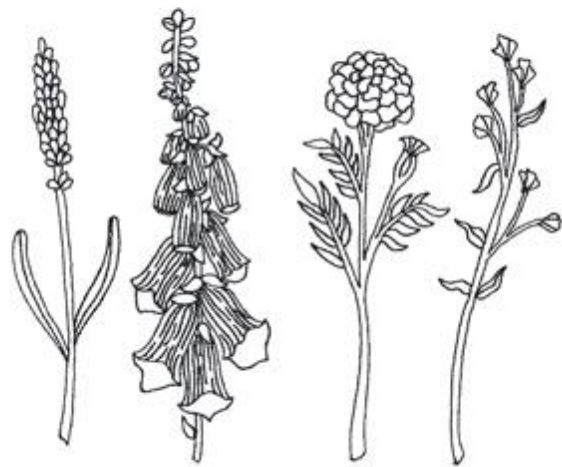


A small red square is partially overlapping a larger teal square in the top-left corner of the page.

Botanical Beauty

- ▶ 12802
- ▶ 24 Files / 8 Designs







Fresh Blooms

- ▶ 80099
- ▶ 16 Designs





